



*COMMUNICATION
& LANGUAGE
WORKSHOP*

LODGE PRIMARY SCHOOL

CONTENT

- *What is communication and language?*
- *Where to start*
- *What happens next*
- *Methods to help communication & language*
- *Tips*



COMMUNICATION AND LANGUAGE IN THE EYFS

- *Prime Area: Communication & Language*
 - *Listening & Attention*
 - *Understanding*
 - *Speaking*
- *Prime Area: Physical Development*
 - *Health & Self Care*
- *Prime Area: Personal, Social & Emotional Development*
 - *Self-confidence & Self-Awareness*

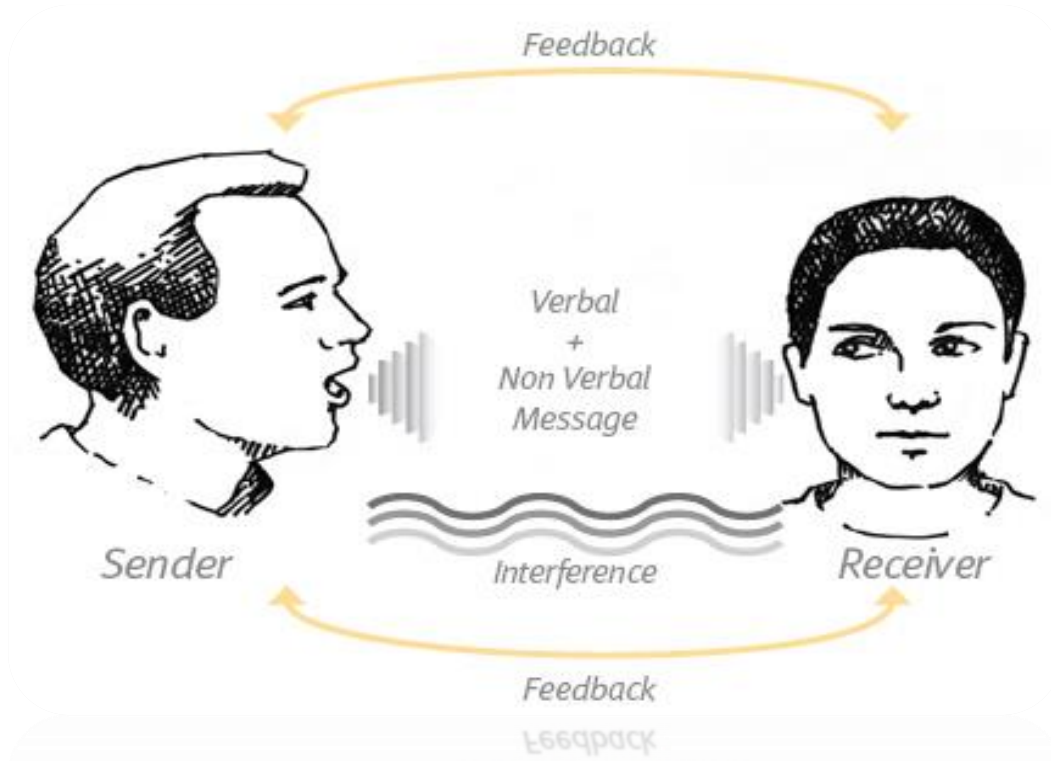
CHILDREN'S SPEECH INTERACTION

Speech sounds

Talking

Words

Sentences



Hearing

Listening


Understanding

Thinking (processing)

Remembering


Communication plays a central role.

It provides the children with:

- *A means of sharing our feelings and emotions with others.*
 - *A tool for giving and receiving information.*
 - *A tool that helps them with thinking and reasoning.*
- 

WHERE TO START

Even before using the first words children need to:

- *Have a need to communicate with others*
 - *Hear language being used around them*
 - *Learn that the language they hear has meaning*
 - *Be able to make the sounds that eventually they will use to form words*
 - *Pick out the differences between sounds they hear in the language around them.*
- 

WHAT HAPPENS NEXT?

The next step requires building up words by:

- *Understanding words have meaning*
- *Saying their first words and short sentences*
- *Linking short sentences with 5 or more words, whilst articulating the sounds correctly.*
- *Putting words together in the right order*
- *Understanding and using the social rules of communication (looking at a person, listening before speaking and not interrupting).*

Talking together Being equal partners in communication	Attention and listening Supporting a child's understanding of language and activities	Level of language Adapting adult language to fit the child's level	Keep on commenting Reinforcing and extending a child's language development
<i>How?</i>	<i>How?</i>	<i>How?</i>	<i>How?</i>
Listen more than you talk	Remove distractions	Keep language simple	Comment on what is happening
Involve children in conversation	Look at the child you are talking to	Give one instruction at a time	Give children the right language model
Use visual cues	Say the child's name	Check understanding	Repeat language
Emphasise turn taking	Keep to a routine	Re-phrase information	Wait!
Value what children say	Praise good listening and attention skills		

METHODS TO HELP YOU COMMUNICATION AND LANGUAGE

TIPS

- *Share stories, rhymes and songs with your child daily.*
 - *Repeat words correctly that children may have said incorrectly.*
 - *Always praise good use of language.*
 - *Engage with your child in discussion at every opportunity. Show your child the correct way to look and listen when talking to each other.*
 - *Play games that support use of communication and language skills daily (I spy for objects, transport spotting, shopping tasks/ to do lists).*
- 