








Year Group: **NURSERY**

Reading		Writing		Oracy	
<p>Join in interactive nursery rhymes with your child. Learn new songs together.</p> <p><a href="https://www.bbc.co.uk/teach/school-radio/nursery-rhymes-songs-index/zhwgdgwx">https://www.bbc.co.uk/teach/school-radio/nursery-rhymes-songs-index/zhwgdgwx</a></p>	<p>Sit together somewhere quiet and comfortable. Each Day choose a story and read together. Look at the pictures, describe the characters. What they look like? What emotions are they showing? What is happening in the story? Extend the children's vocabulary.</p>	<p>Gather a selection of objects that have the same initial sound as your name. E.g. Jack: jumper, jeans, jug and jewellery. Repeat with other sounds.</p>	<p>Help your child learn their name by practising tracing their name in different ways.</p> 	<p>Use a variety of large objects to draw, paint or mark make with. Be creative. Help your child learn to grip a crayon.</p> 	<p>Talk to your child about starting Nursery. Practising putting on their new uniform and the walk/ drive to school. Use the school links and watch the videos and story time from Nursery.</p> 
Maths		Well-being		Weekly theme	
<p>Join in interactive nursery number rhymes with your child. Together learn new songs and count in sequence.</p> <p><a href="https://www.bbc.co.uk/teach/school-radio/nursery-rhymes-counting-songs/zn67kmn">https://www.bbc.co.uk/teach/school-radio/nursery-rhymes-counting-songs/zn67kmn</a></p>	<p>Watch Numberblocks each day on CBeebies. Practise counting and numerals with your child.</p> <p><a href="http://www.bbc.co.uk/cbeebies/shows/numberblocks">www.bbc.co.uk/cbeebies/shows/numberblocks</a></p> <p>Use the guide to for things to do.</p> <p><a href="http://www.bbc.co.uk/cbeebies/joinin/numberblocks-help-your-child-with-maths">www.bbc.co.uk/cbeebies/joinin/numberblocks-help-your-child-with-maths</a></p> <p>Fun number game to help with counting.</p> <p><a href="https://www.topmarks.co.uk/learnin-g-to-count/teddy-numbers">https://www.topmarks.co.uk/learnin-g-to-count/teddy-numbers</a></p>	<p>Cut out shapes (rectangles, squares, circles and triangles) of different sizes. Encourage your child to be creative and create a picture made of shapes. Teach your child all about shapes.</p> <p><a href="https://www.topmarks.co.uk/early-years/shape-monsters">https://www.topmarks.co.uk/early-years/shape-monsters</a></p> 	<p>Share these fun songs about starting school.</p> <p><a href="https://www.bbc.co.uk/iplayer/episodes/b04fcc8w/time-for-school">https://www.bbc.co.uk/iplayer/episodes/b04fcc8w/time-for-school</a></p> <p>Talk about all the fun things your child will do at school.</p>	<p>Help your child to practise. Using the toilet and washing their hands independently.</p>  <p>Eating their snack independently. Try different fruits.</p> 	<p>Create a large cut out of your child. Encourage your child to help decorate it. Talk to your child all about them. Write on your child's cut out their answers. Tell me everything. Such as: What is their name? What do they like to play with? What do they like to eat and drink? Bring it with you on your first day!</p> 

# *New Nursery Transition Activities*

